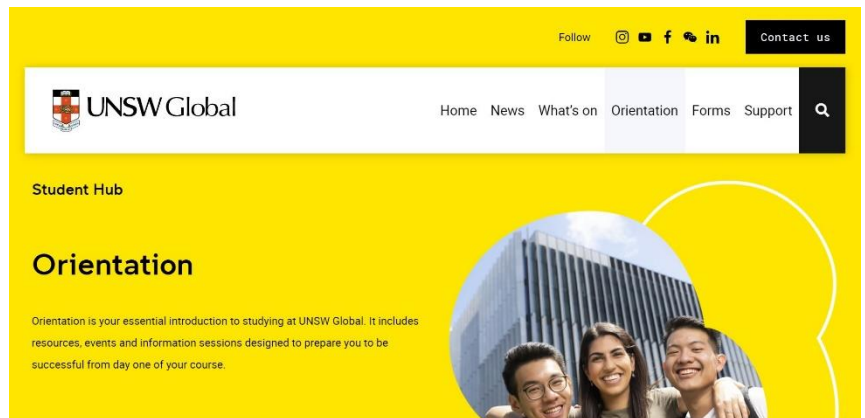


China Student Access Network

Let's get you started! Follow these simple steps to learn how to use the UNSW "China Students Access Network"


Step 1:

Go to the myUNSWGlobal Orientation page
<https://my.unswglobal.unsw.edu.au/orientation/>



Step 2:

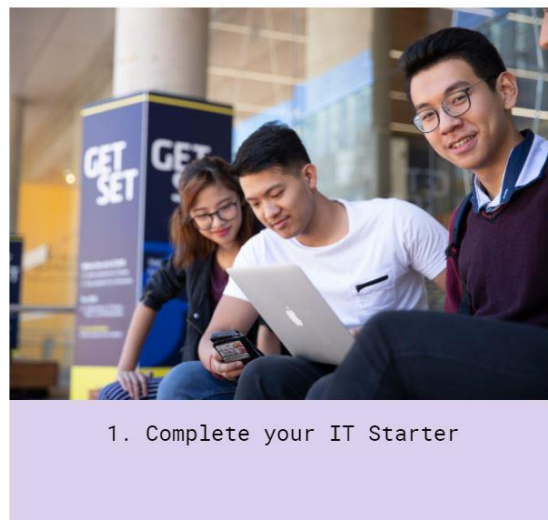
Click on the Get Set Up Guide for your course.



Step 3:

Select '1. Complete your IT Starter'.

Contents



Step 4:

Scroll down and click 'Complete your IT Starter'. Next, select 'Click here to complete your IT Starter'.

Complete your IT Starter

Your IT Starter will be available 2 weeks prior to Orientation Day. The IT Starter will walk you through how to activate your **G-ID** and **Z-ID** and access your **student email address**.

[Click here to complete your IT Starter](#)

Step 5:

Click the yellow 'HERE' button to begin.

Welcome to the Foundation Studies/ UNSW Diplomas
"IT Starter"

(G-ID and Z-ID account activation, Office 365 email, timetables, and Moodle access instructions)

Click **HERE** to start



Step 6:

Scroll down and select 'Using the UNSW "China Students Access Network"' on the left hand side of the page.

- Updating your personal email address and phone number
- Using the UNSW "China Students Access Network"**
- IT FAQs and Full IT Induction

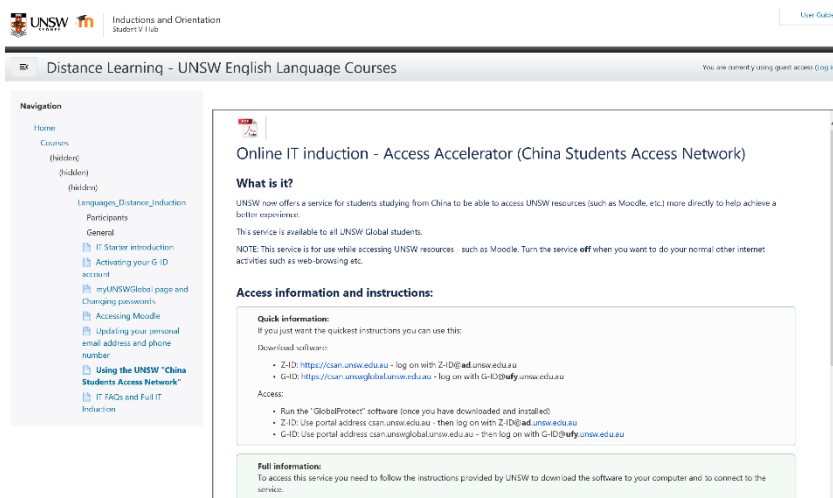
Step 7:

Please read the instructions on this page to learn how to download and use the software.

Note:

You must have a valid G-ID or Z-ID.

If you have not activated your G-ID/Z-ID yet, please see and follow the earlier instructions in this IT Starter first, then come back here for the China Student Access Network.



The screenshot shows the UNSW Inductions and Orientation Students' Hub website. The main content area is titled "Online IT induction - Access Accelerator (China Students Access Network)". It includes a "What is it?" section explaining the service for students from China, a "NOTE" about service availability, and "Access information and instructions" with "Quick information" and "Full information" sections. The "Quick information" section lists download software links and access instructions. The "Full information" section states that users must follow instructions to download software and connect to the service.

If you have any trouble accessing these instructions you can also go directly to the UNSW site to access the instructions there, including a PDF version in Mandarin. But we recommend you use the above first - it has extra information specific for UNSW Global students.

<https://www.myit.unsw.edu.au/services/students/china-students-access-network>

If you still have difficulties, please contact:

helpdesk@unswglobal.unsw.edu.au